

CATALOG OF THE  
19<sup>TH</sup> CENTURY  
STAMPED ENVELOPES, LETTERSHEETS,  
AND WRAPPERS OF THE  
UNITED STATES



Third Edition Version C  
August, 2015



Dan Undersander, Editor



**Editorial Board:**

Edward S Heir  
Bill Lehr  
Galen Radebaugh  
Dennis Schmidt  
Gary Starkey  
Philip Stevens  
Porter Venn  
Kirk Wolford



Published by: **The United Postal Stationery Society, Inc.**



This catalog is available for your use on all your computers, eReaders and tablets and is able to be printed. It should not be posted on the web.

**This purchase is for your personal use only.**

You may inform others that this electronic version is available for purchase at a nominal fee at [www.upss.org](http://www.upss.org).

## Regular Issue Die Identifier

### Nesbitt First and Second Issues - 1853 & 1860

13 mm



**Die 1(A)** Three cents Washington, 'THREE' is within short label (13 mm\*), with curved ends.



**Die 2(B)** Three cents Washington, 'THREE' is within medium label (16 mm\*), with straight ends.



**Die 3(C)** Three cents Washington, 'THREE' is within medium label (16 mm\*), with each end having three lines forming a 'K.'



**Die 4(D)** Three cents Washington, 'THREE' is within wide label (20 mm\*), with straight ends.



**Die 5(E)** Three cents Washington, 'THREE' is within medium label (16 mm\*), with curved ends.



**Die 6** Six cents Washington, 'SIX' is within medium label (16 mm\*), with straight ends.



**Die 7** Ten cents Washington, 'TEN' is within medium label (16 mm\*), with straight ends.



**Die 8** Ten cents Washington, 'TEN' is within wide label (20 mm\*), with straight ends.



**Die 9** Three cents Washington.



**Die 10** Six cents Washington.



**Die 11** Ten cents Washington.



**Die 12** One cent Franklin; period after 'POSTAGE'.



**Die 12A** Similar to Die 12 except bust touches oval frame in front and back.



**Die 13** Similar to Die 12 except no period after 'POSTAGE'.



**Die 14** This is a compound die consisting of Dies 9 and 12.

\* Label measurements are straight across from one top corner to the other top corner of label as shown on Die 1(A).


## Nesbitt Third Issues - 1861



**Die 15** Three cents Washington; '3's in small circles.



**Die 16** Six cents Washington; '6's in small, upright ovals.



**Die 17** Ten cents Washington; '10's in colorless circles.



**Die 18** Twelve cents Washington; '12's in colorless circles. Bicolor printings.



**Die 19** Twenty cents Washington; '20's in colorless circles. Bicolor printings.




**Die 20** Twenty-four cents Washington; '24's in colorless circles. Bicolor printings.



**Die 21** Forty cents Washington; '40's in colorless circles. Bicolor printings.



## Nesbitt Fourth Issues - 1863



**Die 22** Two cents Jackson; 'U.S. POSTAGE' in top label. Down stroke of numeral '2' merges with the bottom line of the '2'.



**Die 23** Two cents Jackson, similar to Die 22 except down-stroke of the '2' touches but does not merge with the bottom stroke.



**Die 24** Two cents Jackson, 'U.S. POST' in top label; stamp is narrow (25 mm or less in width).



**Die 25** Two cents Jackson, 'U.S. POST' in top label; stamp is wide (25½ mm or more in width).



**Die 26** Three cents Washington; solid lettering with large numerals. Brown on size 21 envelope only.



**Die 27** Six cents Washington; solid lettering with large numerals. Pink on size 21 envelopes only.



**Die 28** Nine cents Washington; colorless numerals within circles.



**Die 29** Twelve cents Washington; colorless numerals within circles.



**Die 30** Eighteen cents Washington; colorless numerals within circles.



**Die 31** Twenty-four cents Washington; colorless numerals within circles.



**Die 32** Thirty cents Washington; colorless numerals within circles.



**Die 33** Forty cents Washington; colorless numerals within circles.

## Reay Issues - 1870

**Die 34** One cent Franklin; previously listed separately, now considered a working die of Die 35 (see Part II 1870 Reay Issued Die 35).



**Die 35** One cent Franklin; back of bust is rounded; bottom of bust points to 'N' of 'ONE.'



**Die 36** Two cents Jackson; well formed '2's within circles, square periods in 'U.S.', network in 'O' of 'TWO.'



**Die 37** Three cents Washington; the queue of hair extends below the bust; circles with numerals are 3/4-3 1/2 mm in diameter.



**Die 38** Six cents Lincoln; the back of the neck is long (see rectangle).



**Die 39** Ten cents Jefferson; The queue of hair forms an almost straight line with the bust.



**Die 40** Twelve cents Clay; the bust has a prominent chin and pointed nose; hair hides ear.



**Die 41** Fifteen cents Webster; the bust has sideburns and the hair is not parted.



**Die 42** Twenty-four cents Scott; the scroll (engine) work ends with squares at inner oval.



**Die 43** Thirty cents Hamilton; back of the bust is narrow and octagonals containing the numerals are horizontal.



**Die 44** Ninety cents Perry; the front of the bust is narrow and pointed, shields containing numerals project minimally into the inner circle.



**Die 45** Seven cents Stanton; the bottom of the '7's do not curl up.



## Plimpton Issues - 1874



**Die 46(A)** One cent Franklin; back of bust is pointed and nearly touches the frame, front is narrow. **Die 46(A2)** similar to die 46 but without ear is considered a working die of Die 46.

**Die 47(B)** One cent Franklin; front of bust is broad and the back of the bust is a straight line; bottom of bust points to 'E' of 'ONE'; there is a network in the 'O' of 'POSTAGE'.

### Dies of 2c Brown and Red Reay and Plimpton Envelope issues

Ink Color	Die	Wmk	Envelope sizes	Paper	Knives	Characteristics		
						'2's†	'O's‡	Notes
Brown	36	2	6	Wh	15/16/17			Well formed '2's'; Reay Knives rather than Plimpton as for rest of dies.
			7	Am, Or	25 (Am)/25u (Or)			
			10	Or	48u/50u			
Brown	48	2	6,	Wh, Am	18			Narrow '2's
			7	Am, Or	28 (Am albino) & 30u Or cent. only			
			10	Or	53u cent. only			
Brown	49	2	6	Wh, Am	18			Tall '2's', 'O' has plain center
Brown	50	2	6	Wh, Am	18			Like Die 49 except tail of left '2' touches oval
Brown	51	2	6	Wh, Am	18			Like Die 49 except 'O' has network in center
			7	Or	30u			
			10	Or	53u			
Brown	52	2, 5	6	Wh, Am	18			Like Die 49 except short thick '2's' in small ovals.
			7	Wh, Or	31/30u cent. only			
			10	Or	53u cent. only			
Red	52	2,5,6	6	Wh, Am	18/19			Like Die 49 except short thick '2's' in small ovals.
			7	Wh, Am	31			
			8	Wh, Am, Cream, Fawn	36 cream and fawn, 37 cream only/38			
			10	Wh, Am	54			
Red	53	2 (spec. only), 5,6	6	Wh, Am	19			Like Die 52, with line from 'U' to outer frame line, circles around '2' thicker than 52
			8	Wh, Am, Bl, Fawn	37 (known spec only)/38			
Red	54	5,6	6	Wh, Am	19			Like Die 52 except diagonal stroke of "N" is thin
			7	Wh, Am	31			
Red	55	5	6	Wh, Am	19			Bottom of bust forms quarter circle

† Images shown for left '2' but both should match.

‡ The 'O' is from "TWO".

## Plimpton Issues - 1874

**Dies 48 to 51** brown only (except for scarce vermilion of Dies 48 and 51),  
**Die 52** both brown and red,  
**Dies 53 to 55** red only.



**Die 48** Two cents Jackson; thin, narrow '2's within circles, round periods in "U.S.", network in 'O' of 'TWO'.



**Die 49** Two cents Jackson; '2's in tall (5 mm) ovals, 'O' of 'TWO' has a plain center.



**Die 50** Two cents Jackson; similar to die 49 except the tail of the left '2' touches the oval, 'O' of 'TWO' has a plain center.



**Die 51** Two cents Jackson; similar to die 49 except the 'O' of 'TWO' has a network in the center.




Network in 'O'



**Die 52** Two cents Jackson; similar to die 49 except for short, thick '2's in small ovals.



**Die 53** Two cents Jackson; similar to die 52 except a line of engine work extends from the 'U' to the outer frame line; circles around the '2's are thicker than Die 52.



**Die 54** Two cents Jackson; similar to die 52 except the diagonal stroke of the 'N' of 'CENTS' is thin.



**Die 55** Two cents Jackson; the bottom of the bust forms a quarter circle.




## Plimpton Issues - 1874



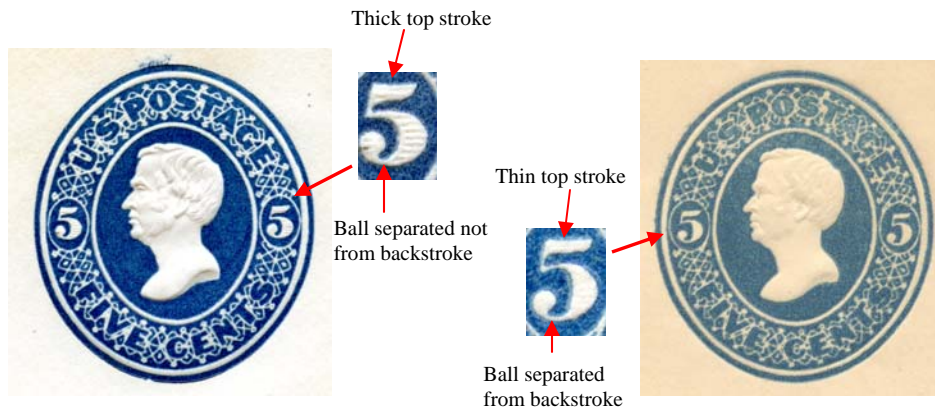
**Die 56** Three cents Washington; tall, thin '3's in large ovals (5½ mm high); lettering is thin; queue does not extend below bust.



**Die 57** Three cents Washington; '3's and lettering are thick, ovals (4½ to 5 mm tall) smaller than Die 56; queue does not extend below bust.




**Die 58** Three cents Washington; the EGGHEAD die, head is large and flattened in the back, the front of the bust is far from the frame; notches above and below the knot of the queue, queue does not extend below bust.



**Die 59** Five cents Taylor; the '5's have short, thick top strokes, the backstroke merges with the ball of the '5's.

**Die 60** Five cents Taylor; the '5's have long, thin top strokes, the ball of the '5's is separated from the backstroke.



**Die 61** Five cents Garfield.



**Die 62** Six cents Lincoln; nape of neck is short, the hair curls over the forehead.



**Die 63** Seven cents Stanton; the tails of the '7's curl sharply upward.



## Plimpton Issues - 1874



**Die 64** Ten cents Jefferson; very large upright head, close to inner oval at top of head and front of bust.



Brown



Yellow-ochre

**Die 65** Ten cents Jefferson; end of queue projects strongly from back of bust.



**Die 66** Twelve cents Clay; the head is small and round with receding chin, smaller nose and prominent ear.



**Die 67** Fifteen cents Webster; no sideburns and the hair is parted.



**Die 68** Twenty-four cents Scott; Engine work ends in points at inner oval..

## Plimpton Issues - 1874 & 1886

1887 color change



**Die 69** Thirty cents Hamilton; back of the bust is broad, octagonals containing the numbers are not parallel.

1887 color change



Carmine


Carmine

Purple

Dull Purple

**Die 70** Ninety cents Perry; the point of the bust is thick and short at base, the shields containing the numerals project considerably into the inner circle. Note that all regularly issued envelopes (on left) have a dot below the bust (within oval), while Centennial printings (on right) do not.

## 1876 Centennial Issue



**Die 71** Single line under 'POSTAGE.'

**Die 72** Double line under 'POSTAGE.'



## Plimpton & Morgan Issues - 1883



**Die 73** Two cents Washington with engine work between oval frame lines.



**Die 74** Two cents Washington with two pairs of distinct wavy lines between oval frame lines.



**Die 76** (Red only) Similar to Die 75 except there are 3½ links over the left '2'.



**Die 77** Similar to Die 75 except there are two links below the right '2' - any widening above the second link makes it a Die 75; there is a widening of the oval around right '2' below the right end of the base of '2'; middle link under left '2' touches frame line; only on size 7 envelopes.



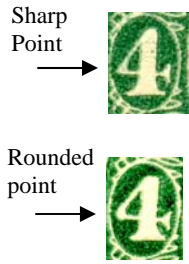
**Die 78** Similar to Die 75 except the 'T' of 'TWO' leans to the right and the 'O' of 'TWO' is round; two inner lines merge above 'WO' of 'TWO'; only on size 7 envelopes.

Identifying Dies 74 to 78, the 2¢ 1883/4 Red and Brown Issues				
Die	Links above left '2'	Links below right '2'	Printing of 'TWO'	Characteristic
74				Two pairs of distinct wavy lines
75				Lines of each pair of wavy lines merge
76				As Die 75 except 3½ links over left '2' (Red only)
77				As die 75 except 2 links below right '2'
78				As Die 75 except 'T' leans right; 'O' is round



**Die 75** Similar to Die 74 except wavy lines of each pair between the oval frame lines merge.

## Plimpton & Morgan Issues - 1883



**Die 79** Four cents Jackson; '4' at left is  $2\frac{3}{4}$  mm wide at the widest point and has sharp point.

**Die 80** Four cents Jackson; '4' at left is 3 mm wide at the widest point and has rounded point.

**Die LS1** Two cents Grant lettersheet.



**Die 81(A)** Two cents Washington; single wavy line adjacent to both inner and outer frame lines. Back of bust is pointed. *Note:* some working dies and later printings show some degree rounding of the point.

**Die 81A(A)** Similar to Die 81 except the head is large and almost touches the frame at the top.

**Die 82(B)** Similar to Die 81 except the lower back of the bust is rounded (gradual curve). Any less rounding than shown means that the stamp is from a worn Die 81.

## Plimpton & Morgan and Purcell Issues - 1886 to 1898



**Die 83** One cent Franklin; the inner and outer frame lines are toothed, the bust is well formed, front has more angular corners than Dies 84 to 86.


**Die 84** One cent Franklin; similar to Die 83 except a sharp point extends downward from the bust; called the "Spur Die."

**Die 85** One cent Franklin; similar to Die 83 except the forward end of the bust is rounded off like a scoop; called the "Scoop die."


**Die 86** One cent Franklin; similar to Die 85 except for two upward projections on the top of the bust; called the "Double Scoop die."



## Plimpton & Morgan and Purcell Issues - 1886 to 1898




**Die 87(A)** Two cents Washington; the bust points to the third tooth of the frame; the 'G' of 'POSTAGE' has no crossbar.




**Die 88(B)** Two cents Washington; the bust points between the second and third teeth of the frame; the 'G' of 'POSTAGE' usually has a crossbar.



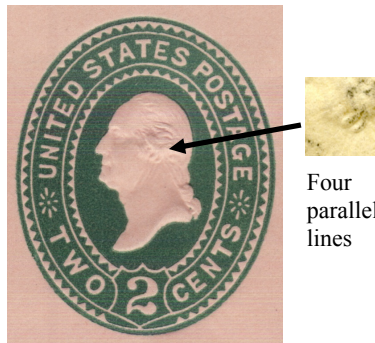
**Die 88a** Two cents Washington; similar to Die 88 except the point of the bust is rounded; the 'G' of 'POSTAGE' has a crossbar.




**Die 88b** Two cents Washington; similar to Die 88 except there is a square cap on the '2'; the 'G' of 'POSTAGE' has a crossbar.



**Die 88c** Two cents Washington; similar to Die 88b except the cap on the '2' points to the right; the 'G' of 'POSTAGE' has a crossbar.



**Die 89(C)** Two cents Washington; similar to Die 88 except there are two locks of hair in front of the ear which, with the ear, create four parallel lines; the 'G' of 'POSTAGE' has a crossbar.



**Die 90(D)** Two cents Washington; similar to Die 88 except there is no ear; the 'G' of 'POSTAGE' has a crossbar.

## Plimpton & Morgan and Purcell Issues - 1886 to 1898



Carmine



Lake



Orange

**Die 91** Four cents Jackson.



**Die 92** Five cents Grant; there is space between the chin and the coat, point in middle, bottom of bust.



**Die 93** Five cents Grant; the coat extends up to the chin without a space; point in middle, bottom of bust.



## 1893 Columbian Issue



**Die 94(B)** One cent heads of Columbus and Liberty above spread-winged eagle. Exists on groups A, B, and C.



**Die 95(D)** Two cents heads of Columbus and Liberty above spread-winged eagle. Exists on groups A, B, C, and D.




**Die 96(A)** Five cents heads of Columbus and Liberty above spread-winged eagle. Exists on groups A and B.



**Die 97(C)** Ten cents heads of Columbus and Liberty above spread-winged eagle. Exists on group C only.

### Columbian Die Groups

- Group A — Period after 'CENTS'  
Meridian after Columbus' head
- Group B — Period after 'CENTS'  
No meridian after Columbus' head
- Group C — No period after 'CENTS'  
Meridian after Columbus' head
- Group D — No period after 'CENTS'  
No meridian after Columbus' head



Meridian back of Columbus head and period after 'CENTS.'

## Plimpton & Morgan Issues - 1899

**Die 98** One cent Franklin.



**Die 99** Two cents Washington, bust ends over left corner of shield, the end of the bust is rounded.



**Die 100** Similar to Die 99 except the bust is pointed and points to the second tooth of the frame, the hair (queue) is tied with a ribbon.



**Die 101** Similar to Die 100 except the hair (queue) is not tied with ribbon, working dies vary from loose to tightly tied hair.



**Die 102** Four cents Lincoln; bust is pointed and undraped, the inner oval has teeth.



**Die 103** Four cents Lincoln; bust is broad in front and draped, the inner oval has teeth.



**Die 104** Four cents Lincoln; head larger, bust is broad in front and draped, the inner oval with teeth is absent.



**Die 105** Five cents Grant, smaller stamp than the 1887 issue; notch in middle, bottom of bust.